

Strengthening and Restoration of Historical Structures - Mirahor Ilyas Beg Mosque in Korça

Enea Mustafaraj, Yavuz Yardim

(Graduate Student, Epoka University, Tirana, Albania, emustafaraj@epoka.edu.al)

(Assist.Prof.Dr, Epoka University, Tirana, Albania, yyardim@epoka.edu.al)

1 ABSTRACT

The Mirahor Ilyas Beg Mosque, built in 1496 in Korça, is one of a few Ottoman mosques still existing in Albania and the only Ottoman monument in the city. The mosque was built using cut stone and brick. It has a strong image; a cubic mass rising over a square plan. Inside there are found pictures of the mosque in the past and different famous mosques. During its existence, it was damaged from many earthquakes occurring at this area. Due to amortization, the mosque's structural properties were weakened and architectural values were dimmed. Proper strengthening methods need to be applied, not only to improve structural conditions, but also to preserve architectural features of the mosque. In this paper assessment of existing conditions of the structure is carried out. Based on the obtained results, solutions for the structural problems are investigated. As for restoration, repair methods to be applied were examined taking into consideration at what extent the historical values of the building will be preserved. The proposed strengthening methods are the ones which would affect the least the mosque's historical values.

2 INTRODUCTION

2.1 History

The Mirahor Ilyas Beg Mosque, built in 1496 in Korça, is one of a few Ottoman mosques still existing in Albania and the only Ottoman monument in the city of Korça (Figure 1). It is located near the city center.



Figure 1. Mirahor Ilyas Beg Mosque in Korça

This mosque has a significant importance for the city of Korça as it is strongly associated with the development of the city as an urban center. The mosque holds the name of its founder, Mirahor Ilyas Beg.

2.2 Architectural Features

The mosque of Mirahor Ilyas Beg has a strong image; a cubic mass rising over a square plan. It consists of two parts: the prayer hall having a square schemed plan of 11.75 m long and the last prayer hall having a rectangular schemed plan with three piers (Figure 2).

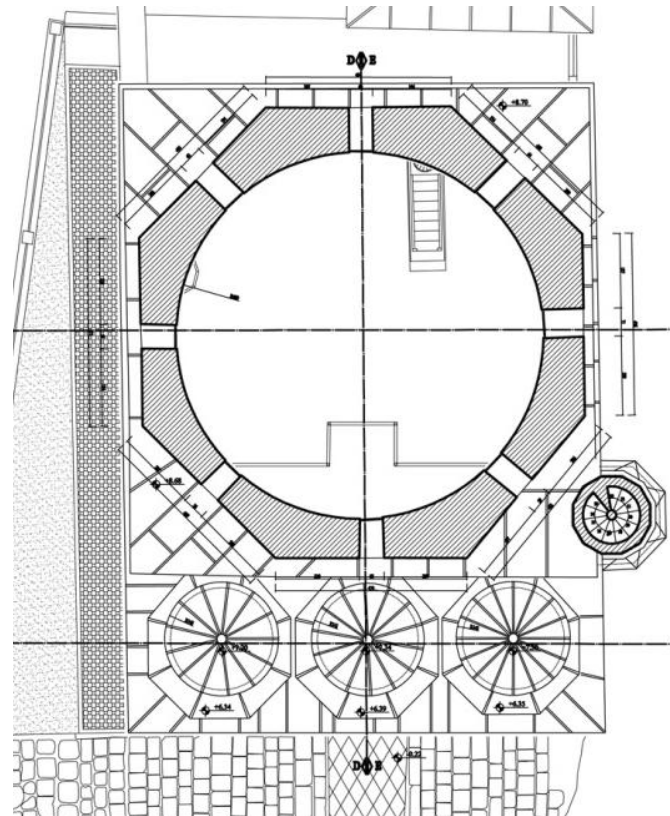


Figure 2. Plan view of the mosque

The transition from the cubic mass to the dome in this building is done by using pendentives which are divided into ten melon ribs. The triangular shoulders are covered by leaden plates and they prepare the octagonal drum for the dome. The main dome raises 14.6 meters above the ground. It has a semicircular shape and is covered with a leaden layer. The main dome and three semi domes which cover the last prayer hall constitute the main roofing system of the mosque.

Neatly cut stone and bricks are used for building of the mosque. Every stone is surrounded by two layers of horizontal and vertical bricks. The pendentives and the dome are constructed with bricks. Pointed Ottoman arches made of bricks span the distance between the columns.

Interior of the mosque is painted in white. There are paintings of famous mosques. There is a big lantern hung at the dome. Pendentives are adorned with stalactite decorations (Figure 3).



Figure 3. Interior of the mosque

3 EXISTING DAMAGE/PROBLEMS

During its existence, Mirahor Ilyas Beg mosque was damaged from many earthquakes occurring at this area. The most severe earthquake recorded in this region was the one of 1960, which almost destroyed the entire minaret. Due to amortization, the mosque's structural properties were weakened and architectural values were dimmed. In order to point out the structural problems, vulnerability assessment of the mosque was carried out. The methodology used for this assessment was based on visible "symptoms" that loads and stresses have caused throughout the structure. Degrees of the distresses severity were stated based on possible causes, location and extent of the cracks.

The aim was to improve the existing capacity of the structure not only for static, but also possible earthquake loads. Soil condition and environmental effects were also taken into account in order to have a realistic solution. Based on careful inspection of every single element, it was decided that immediate action needed to be taken in order to improve performance under existing load conditions. Moreover, Korça is found in a highly earthquake active region (Aliaj, Adams et al.,2004). Some of the structural problems are listed below:

3.1 Dome and pendentives

Dome structural conditions seem adequate to carry static load. However, structural cracks are seen throughout it. Improper connection of the lanterns hanged at the top of the ceiling after the dome was built, has caused extra distresses at the very top causing cracks around it (Figure 4). Other structural cracks may have been caused by earthquake loads. Improper isolation system of the roof has caused moisture problems and spalling of plaster (Figure 4).



Figure 4. Cracks on the dome and spalling of plaster

Pendentive and arches suffer from the same problems. Thrust coming from these loads has exceeded the pendentive load carrying capacity. Propagation of these cracks is seen until the bottom of the load bearing walls. Due to inadequate isolation, spalling of plaster is seen too.

3.2 Load Bearing Walls

In the load bearing walls, there have been observed serious structural cracks. The causes of those cracks are excessive stress concentrations such as: compressive stress caused by vertical load (static), shear stress caused by lateral load (earthquake) and propagation of cracks due to successive earthquakes and amortization during centuries.

Propagation of structural cracks from the pendentives to the bottom of the wall is observed in some places. Spalling of plaster due to improper isolation is seen.

In load bearing walls containing openings, a different crack pattern is observed. As the maximum stresses are located at the edges of these openings, every window is cracked at the bottom corners of its frame. The cracks propagate diagonally from top windows to the lower windows in the same way. It is very dangerous for the stability of the wall (Figure 5).



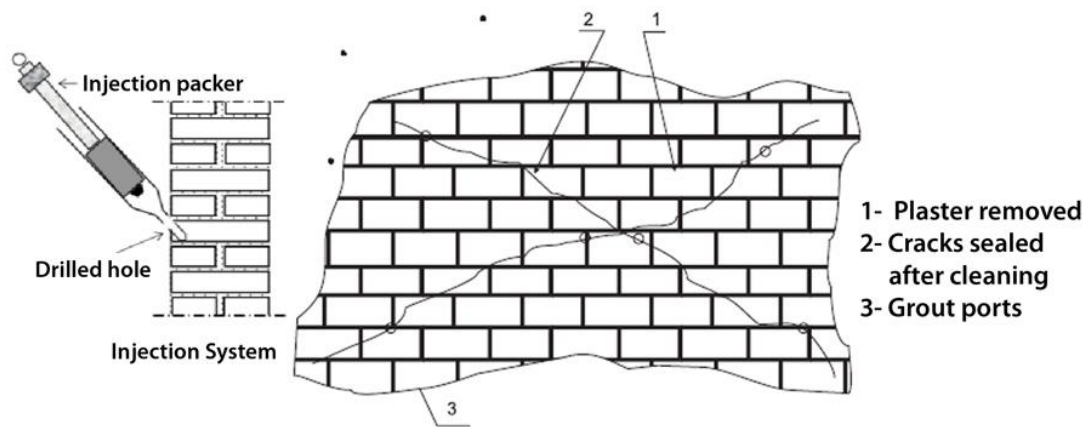
Figure 5. Cracks on the load bearing walls in the south facade of the mosque

4 STRENGTHENING METHODS

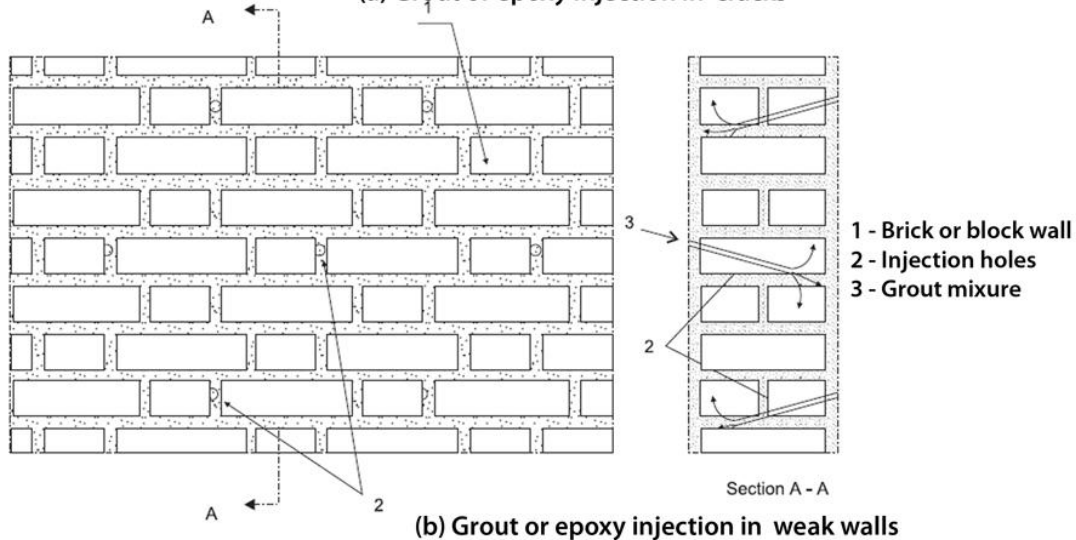
It is crucial to recognize that strengthen and repair of a structure are more complex than construction due to unknown factors such as continuity, load path, material properties and locations of previous interventions which increase the complexity of the work.

Moreover, Korça is found in the most active seismic zone in Albania with a rate density of 11.4 (Aliaj, Adams et al.,2004). Therefore, strengthening of the structure is needed to be done accordingly.

The proposed strengthening methods aim to preserve the mosque's architectural and historical values. Non-structural cracks less than 10 mm should be filled with lime mortar injection (Figure 6). These cracks will be sealed preventing water from penetrating inside of the wall and damaging plaster. This procedure leaves no trace as it is applied inside the wall. Thus, it has no effect on architectural features of the mosque. It is widely used in restoration projects for historical constructions (for example Outeiro Church, Portugal).



(a) Grout or epoxy injection in cracks



(b) Grout or epoxy injection in weak walls

Figure 6. Strengthening by grout or epoxy injection in (a) cracks (b) weak walls

Structural cracks wider than 10 mm should be repaired using longitudinal FRP bars (Figure 7). This technique would provide the load bearing walls with better resistance against tensile stresses, higher shear capacity and more ductility.

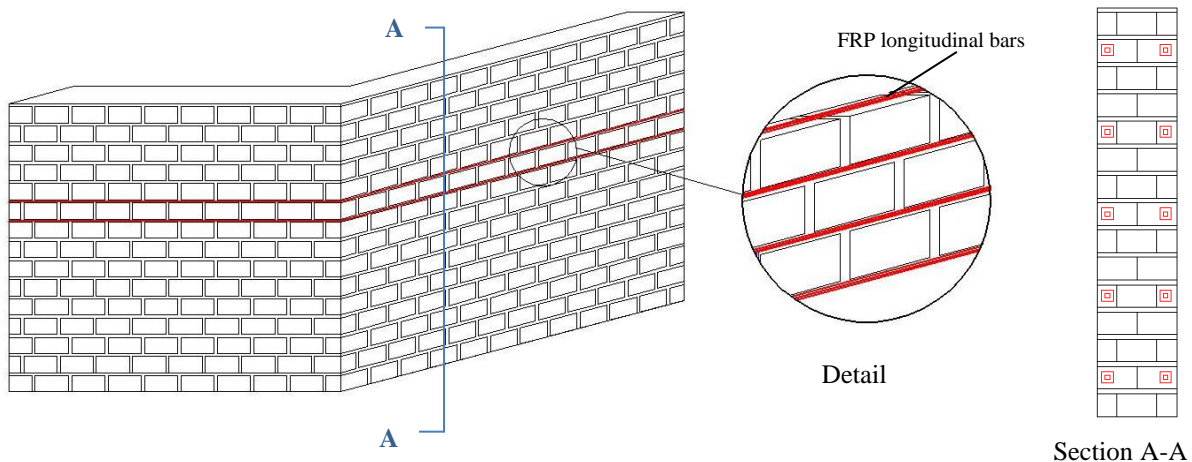


Figure 7. FRP reinforcement in the load bearing wall

The dome is of a high importance. It encloses the maximum volume with a minimum of surface area and distributes loads to supports through a doubly curved plane. Dome is to be designed to resist compressive

and circumferential tensile stresses. For this reason it should be strengthened using FRP laminates along its surface.

Fiber reinforced polymers (FRP) provide a variety of usages and good solutions for structural problems. For example, St. Fermo Church in Verona, Italy, was strengthened by using FRP laminates.

Moreover, external and internal steel plate rings should be tied at the bottom of the dome (Figure 8). The same procedure was applied in the leaning tower of Pisa. Pre-stressing rings were placed all along the tower.

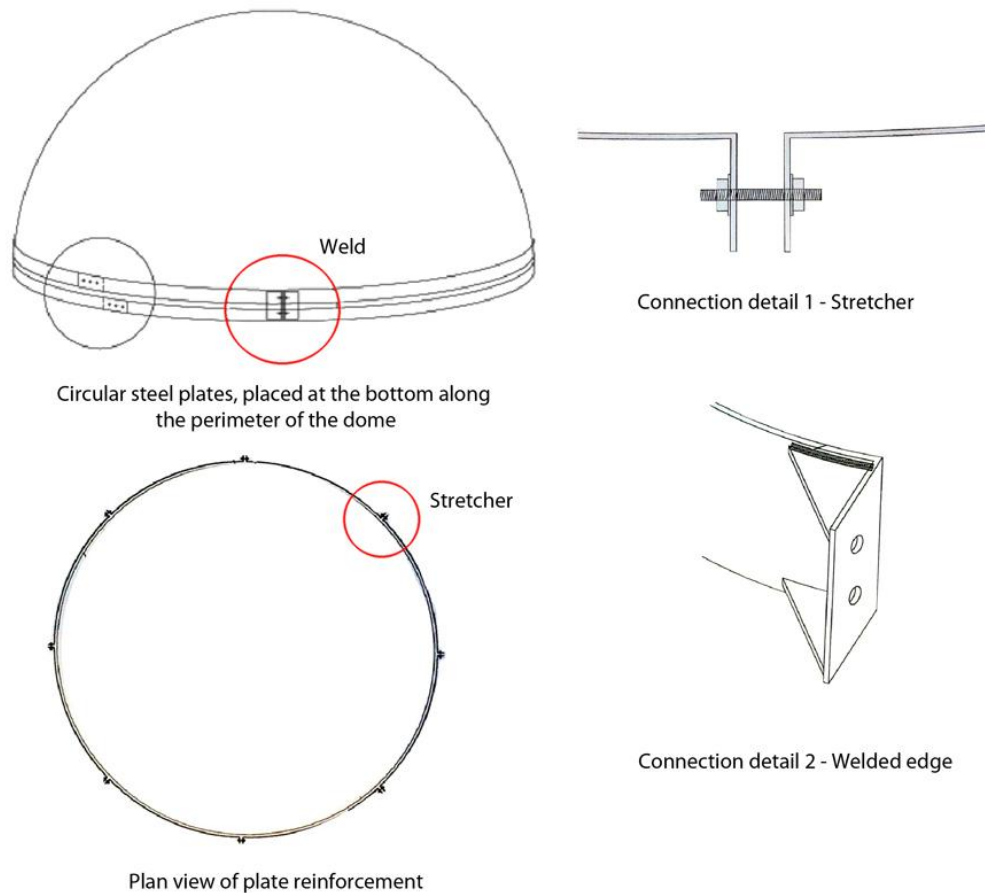


Figure 8. Strengthening with internal and external ring

5 RESTORATION

The restoration project consists of bringing the state of the structure at a condition as it was built in 1496. This process would bring back the historical and architectural values of the mosque. As mentioned above, structural problems were found and would be solved by different methods. Moreover, esthetical interventions should be made as the mosque's elements and materials architectural values are dimmed.

5.1 Interventions against humidity

Humidity problems would be solved by creating a new ground water drainage system. It would cover the entire perimeter of the mosque, and would remove all surface and excess water away from the mosque (Figure 9). Even though the leaden cap of the roof was recently replaced (in 2008), water leakage is seen in the dome which has caused spalling of plaster and damage of paint and calligraphic ornaments on it.

It is suggested that the layer of lead is removed, the roof to be properly isolated and then leaden cap to be put back in place.

5.2 Conservation and restoration of rocks

Missing stones in the main facades will be replaced with new ones which would be prepared using the powder of the original stone bonded with hydraulic lime repairing mortar. It will be completed in accordance with original details. Earlier interventions made to repair the stones by cement added mortar will be removed without damaging the original material (Figure 10).

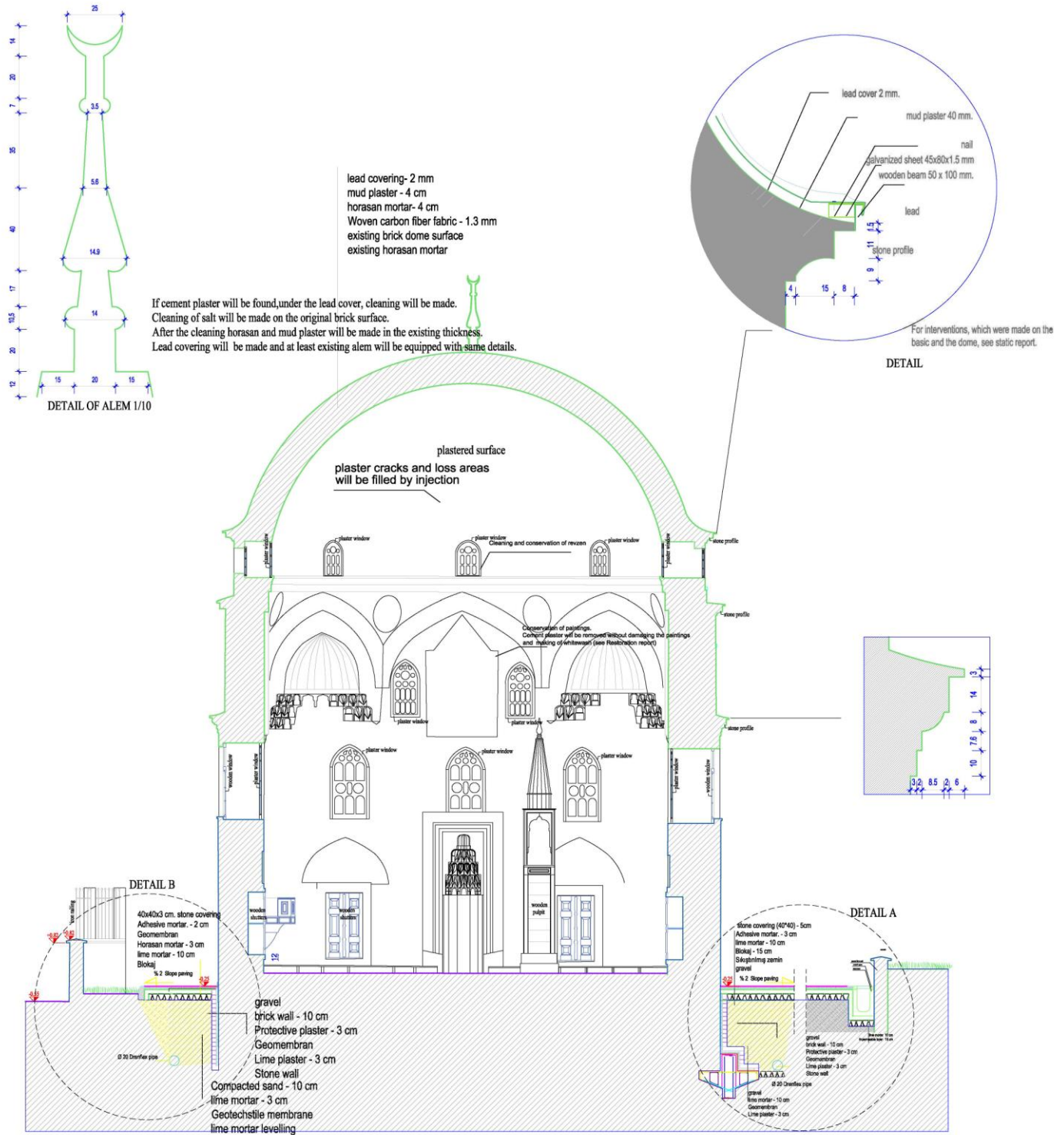


Figure 9. Proposed interventions.

5.3 Conservation and restoration of render

There will be a complete observation of the areas of the walls which have gaps, swelled and cracked areas. Lime mortar will be used to fill small gaps. In order to preserve the actual conditions of the render in the interior of the mosque, one tone lighter colors and motives completion strategies will be used using reversible paint (aquarelle, gouache paint) for decorations at areas that are filled.

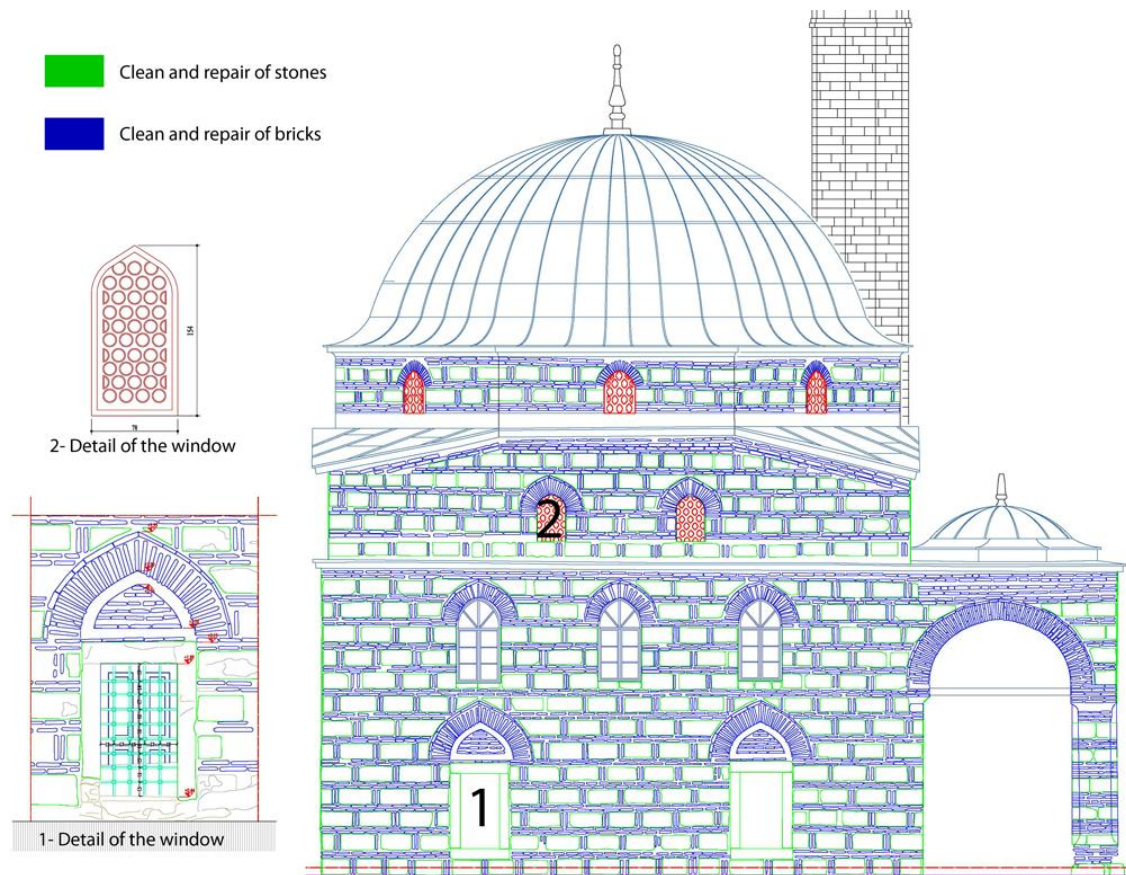


Figure10. Proposed interventions.

5.4 Conservation of timber elements

From the documents in the archives, it is seen that the used timber in the mosque is original. For this reason it has great values and is to be conserved. The damaged varnish and paste layers above the entrance gate (Figure 1), will be cleaned. Areas where there are mass losses will be filled with the same type of timber. Then, all timber elements will be varnished with a water based timber protection layer.

Deformation of the timber ceiling will be fixed by dismantling all the timber elements, replace the damaged ones, clean the ones that can be reused and fix again.

6 CONCLUSIONS

Assessment results have shown that Mirahor Ilyas Beg mosque's structural conditions seem adequate to carry static loads. From this point of view, it can be stated that the current condition does not endanger the overall stability of the mosque.

However, since Korca is found in the most active seismic zone in Albania, special care should be taken in order to immediately repair the problems stated above. By this way, structural stability and dynamic performance of the mosque would improve under the effect of any earthquake loads.

As for restoration, the suggested strengthening and repair methods mentioned above, are the ones which would affect the least mosque's historical values and which would enhance its architectural values.

7 ACKNOWLEDGEMENTS

The authors wish to thank AST-Ahmet Soner Toğanaş Bureau of Architecture, Ankara, for providing us with useful architectural data of the mosque.

8 REFERENCES

- Manahasa E: The Existing Mosques Built During The Ottoman Empire Period In Albania, 2005.
- Keypour H, Fahjan YM, Bayraktar A: Analysis And Strengthening Methods For Historical Masonry Structures.
- International Association for Earthquake Engineering: Guidelines for Earthquake Resistant Non-Engineered Construction, Revised edition of "Basic concept of Seismic codes" Volume I part 2, 1980, Indian Institute of Technology Kanpur Kanpur, India.
- AliajSh, Adams J, Halchuk S, Sulstarova E, Peci V, Muco B. Probabilistic Seismic Hazard Maps for Albania. 13th World Conference on Earthquake Engineering Canada, 2004.
- Islam R, Inventory of FRP strengthening methods in masonry structures, 2008.
- Gülkan P, Wasti S T : Seismic Assessment and Rehabilitation of Historic Structures, Structural Longevity, Vol. 1, No. 2, pp. 111-134, 2009
- Hafez K, Yasin M F, Bayraktar A: Analysis and strengthening methods for historical masonry structures, 1st International Conference on Seismology and Earthquake Engineering, 2010.
- Hrasnica M; Zlata M, Kulucija, S, Humo M, Madzarevic M : Seismic strengthening and repair of typical stone masonry historical buildings in Bosnia and Herzegovina, 8th International Masonry Conference in Dresden, 2010
- Lourenco P.B: Assessment, diagnosis and strengthening of Outeiro Church, Portugal, Construction and Building Materials 19, 2005
- Mazzolani F M, Sendova V I, Gavrilovic P : Design by testing of seismic restoration of Mustafa Pasha Mosque in Skopje, Protection of Historical Buildings, 2009
- Kaya S M: Inventory of Repair and Strengthening Methods with Iron and Steel, 2009
- Menegotto M, Monti G: Strengthening concrete and masonry with FRP: a new code of practice in Italy. Conference AMCM '05, Gliwice, Poland, 2005